

CHECKING VOICE MESSAGES FROM YOUR E-MAIL ACCOUNT

GRANITE STATE COMMUNICATIONS




Granite State
COMMUNICATIONS™
reliable neighbors

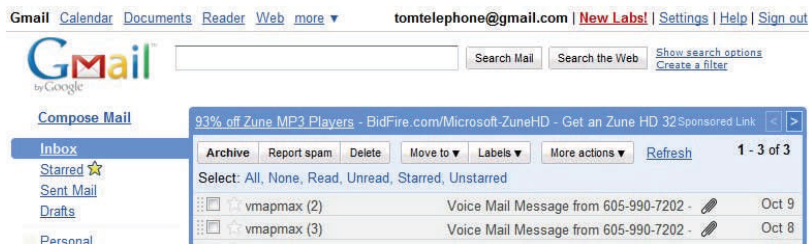
VOICEMAIL TO E-MAIL

How it works

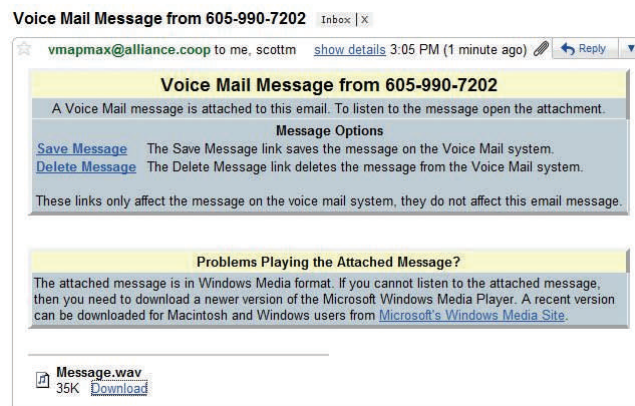
As a subscriber to GSC's voice messaging service, you can have all of the voice messages that are left on your telephone emailed to you. The messages will still be accessible from your telephone, but you can also listen to them anytime you log in to your e-mail. The best part is that all you have to do is open your e-mail! You can also choose to have your messages sent to multiple e-mail addresses, please contact your service provider for more information.

Message Notification

If someone has left you a message on your telephone, the subject line will indicate you have a "Voice Message from.....". The paper clip indicates the voice message attachment.

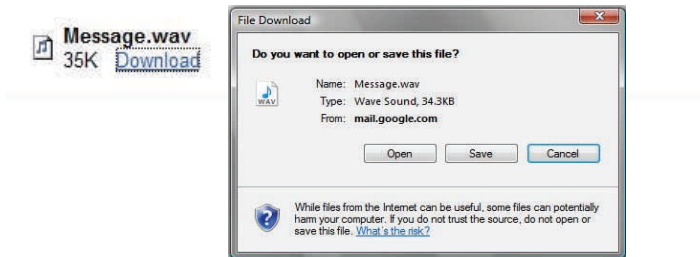


The instructions in the e-mail tell you how to save and delete the voice message from the system. By clicking on *Delete Message*, you will be able to conveniently delete your messages without using your telephone.

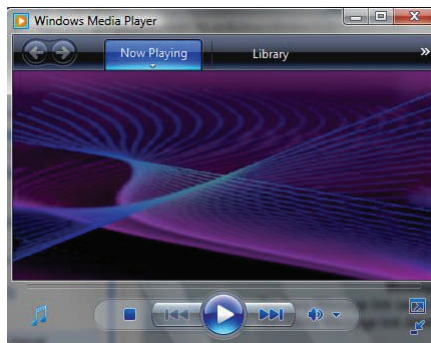


LISTENING TO YOUR MESSAGES

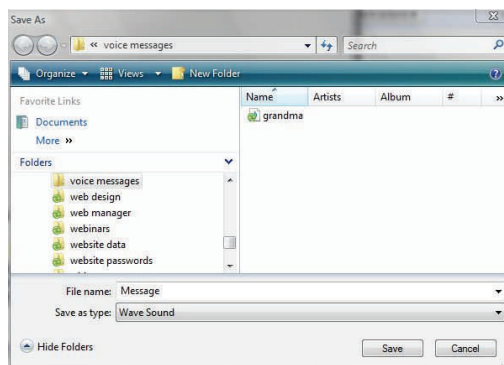
Depending on your e-mail provider, clicking on a download link or musical note will open a dialog box that will give you two options, *open* and *save*.



Clicking *Open* will play the voice message using your media player, depending on the length of the voice message, it may take your media player a few seconds to open and play the message. If the message does not play you may have an out-dated version of media player, follow the instructions contained in the e-mail message if this occurs.



Clicking on *Save* will open a box allowing you to save important messages to a file on your computer.



RECORD MESSAGES WITHOUT A MICROPHONE

You can also use your voice messaging service from GSC as a recording device without the need for a microphone or sound recording software on your computer.

It's very easy:

- Call your number that has the voice messaging service from a different phone number.
- When prompted by the service, record the message that you want to save.
- You can then open the message from your e-mail and save it to your computer.



Use it to:

- Send reminders
- Record greetings
- Send personalized audio messages to friends and family